

SISTEMAS MODULARES PARA CABINES SANITÁRIAS / SANITARY BOOTH HARDWARE / HERRAJES PARA CABINAS SANITÁRIAS.



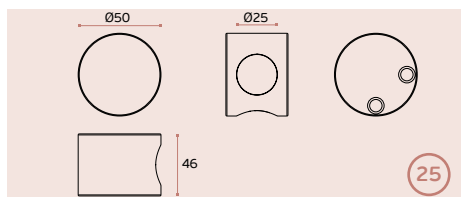
SM.032

União de tubo a 90° - para tubo Ø25mm/

Tube connector at 90° - for Ø25mm tube /

Union de tubo a 90° - para tubo Ø25mm.

EN 1.4301 Satinado / Satin / Satin



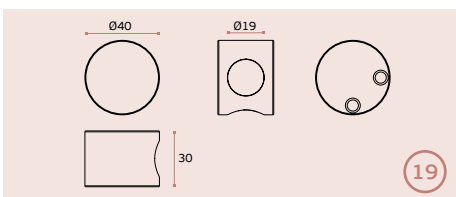
SM.032.19

União de tubo a 90° - para tubo Ø19mm/

Tube connector at 90° - for Ø19mm tube /

Union de tubo a 90° - para tubo Ø19mm.

EN 1.4301 Satinado / Satin / Satin



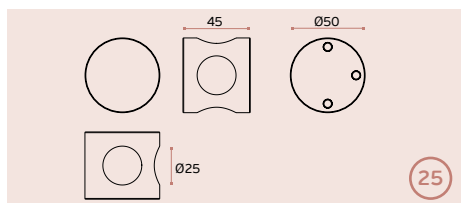
SM.033

União de tubo a 90° e 180° - para tubo Ø25mm/

Tube connector at 90° and 180° - for Ø25mm tube /

Union de tubo a 90° y 180° - para tubo Ø25mm.

EN 1.4301 Satinado / Satin / Satin



SM.033.19

União de tubo a 90° e 180° - para tubo Ø19mm/

Tube connector at 90° and 180° - for Ø19mm tube /

Union de tubo a 90° y 180° - para tubo Ø19mm.

EN 1.4301 Satinado / Satin / Satin

